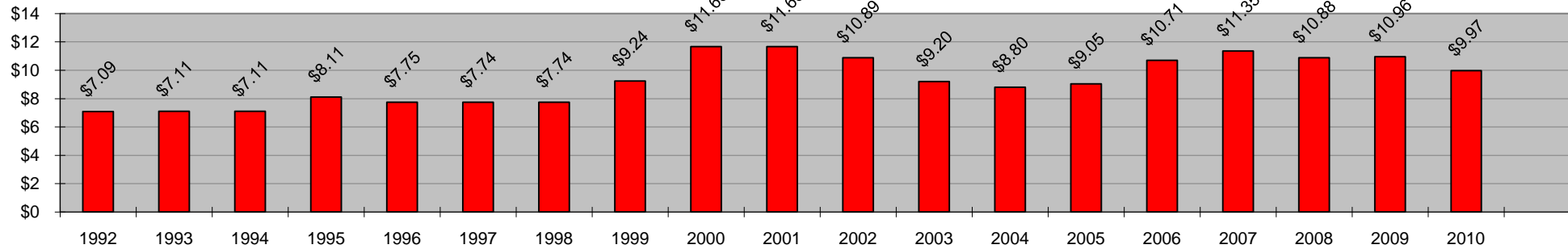


Department of Tourism Summary of Investments, Economic Impact and Jobs 1992-2010

Promotional Investments (in millions)

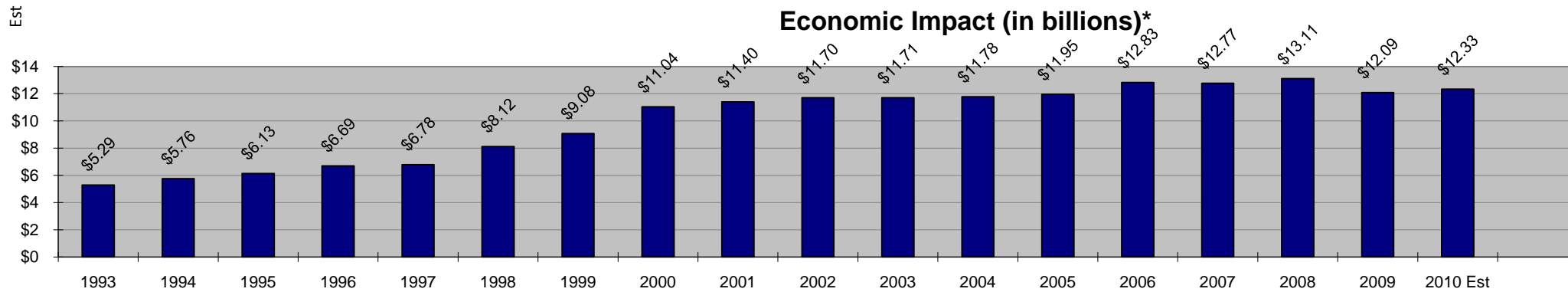


**64.5% Increase (7.2% annually)
1992-2001**

**22% Decrease (5.5% annually)
2001-2005**

**6.9% Decrease (1.7% annually)
2006-2010**

Economic Impact (in billions)*

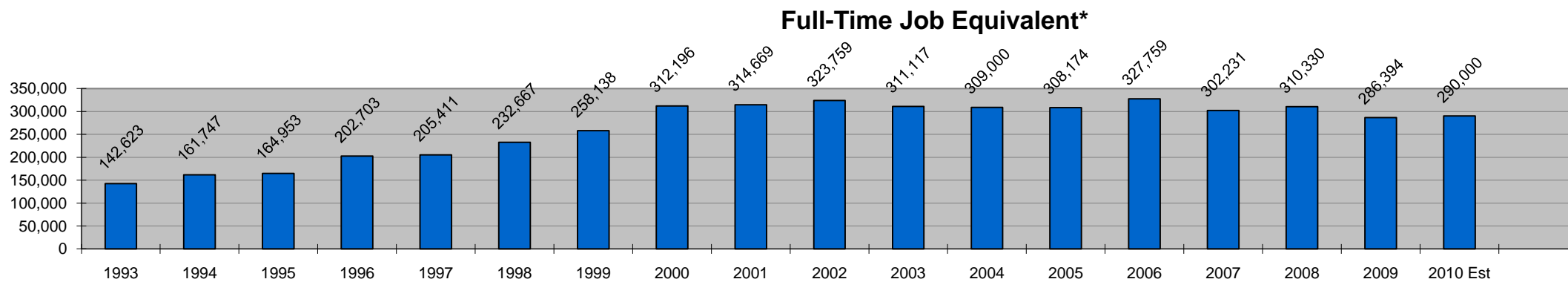


**115% Increase (14.3% annually)
\$6.1 Billion Increase
1993-2001**

**4.8% Increase (1.2% annually)
\$91 Million Increase
2001-2005**

**4.1% Decrease (1% annually)
\$500 Million Decrease
2006-2010**

Full-Time Job Equivalent*



**120% Increase
172,000 New Jobs
1993-2001**

**2.1% Decrease
6,495 Lost Jobs
2001-2005**

**11.5% Decrease
37,759 Lost Jobs
2006-2010**

* Davidson-Peterson and Associates